

HASELTON LUMBER

MILLWORK



Haselton Lumber Co., Inc.

1763 Haselton Road
Wilmington, NY 12997

Phone: 518-946-2233

Fax: 518-946-2244

E-mail: luke@haseltonlumber.com



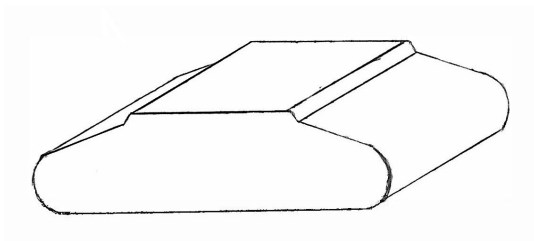
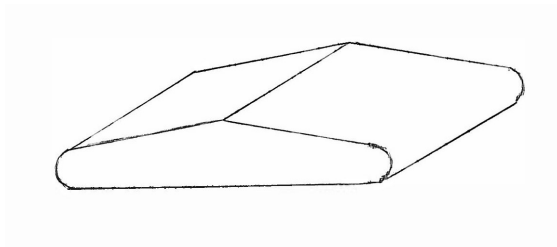
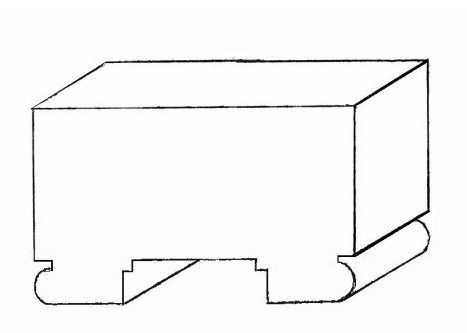
MOLDINGS

BACKBAND PG 4	FLAT SCREEN PG 13
BALLUSTER PG 5	GLASS/BEAD STOP PG 13
<u>BASE:</u> PG 6-7	HALF ROUND PG 14
COLONIAL	HANDRAIL PG 14
RANCH	LATTICE PG 15
SHOE	OUTSIDE CORNER PG 15
BED PG 7	QUARTER ROUND PG 16
BRICKMOLD PG 8	PANEL PG 17
<u>CASING:</u> PG 8-9	PENCIL PG 17
COLONIAL	<u>STOP:</u> PG 18
FLAT	COLONIAL
RANCH	RANCH STOP
CHAIR RAIL PG 10	SCOTIA PG 19
CLOSET POLE PG 10	
COVE PG 11	
CROWN PG 12	
BEADED SCREEN	
PG 12	

Here at Haselton Lumber we are not limited to these profiles. If you do not see a profile in this catalog, we are more than happy to look at the profile you have in mind and accommodate you and your project.



EXTERIOR RAILS



CUSTOM PROFILES

BACK MOLDING PG 20

BEADED PG 20

CHAMFER PG 21

DRIP CAP PG 21

STAIR NOSING PG 22

STAIR RAILS PG 22

STOOLS PG 23

TONGUE/GROOVE PG 23

SHINGLE BAND PG 24

PANELINGS & SIDINGS

DROP SIDING PG 24

SHIPLAP PG 25

SILL NOSE PG 26

SILL PG 26

LOG CABIN SIDING PG 27-28

DBL CLAP BOARD SIDING PG 28

DOUBLE DROP SIDING PG 29

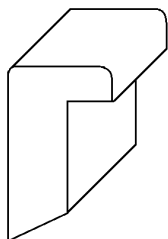
FULL ROUND PG 29

EXTERIOR RAILS PG 30



BACKBAND

BACKBAND



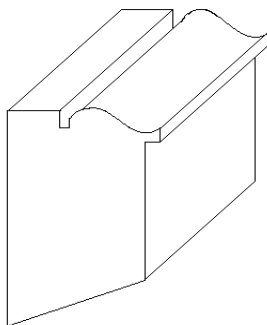
11/16" X 1 1/16" BACKBAND PINE

11/16" X 1 1/16" CLR WRC BACKBAND

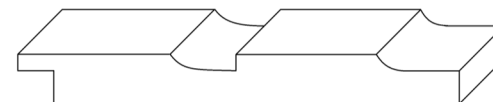
11/16 X 1 1/16 BACKBAND VG FIR

Custom Option Example:

EX:

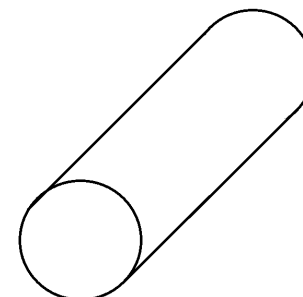


DOUBLE DROP SIDING



3/4" X 6 5/8"

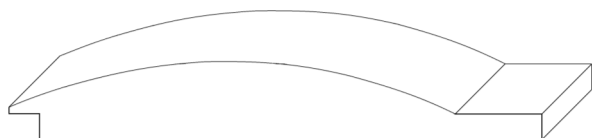
FULL ROUND



1" , 1 3/4" , 2 3/4" , 3"

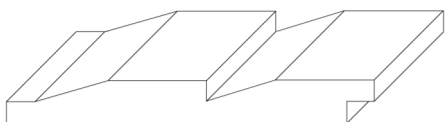


LOG CABIN SIDING PROFILE 3



1 3/8" X 9 1/4"

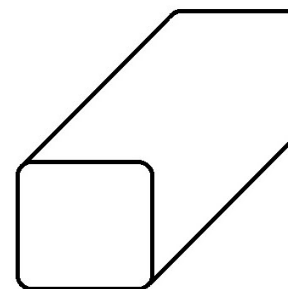
DOUBLE CLAP BOARD SIDING



3/4" X 6 1/2"



BALLUSTER

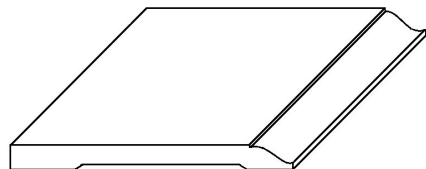


1 1/2" X 1 1/2" CL PINE BALUSTER

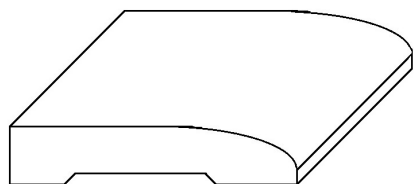
2" X 2" X 36" WR CED CLR BALUSTER



BASE



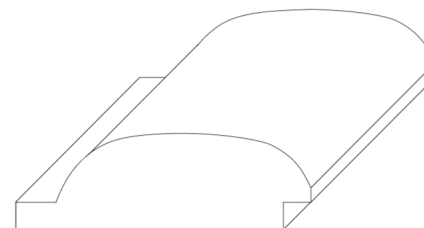
Colonial Base:
9/16"X3-1/2"



Ranch Base:
9/16" X 3"
9/16"X3-1/2"

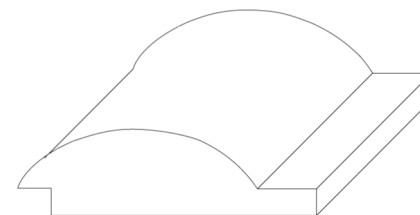


LOG CABIN SIDING PROFILE 1



1 3/4" x 5 1/2"

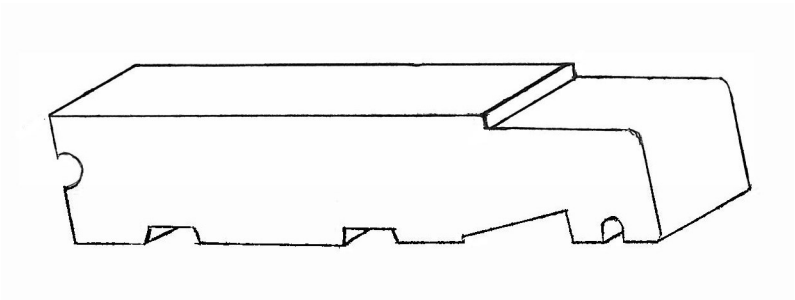
LOG CABIN SIDING PROFILE 2



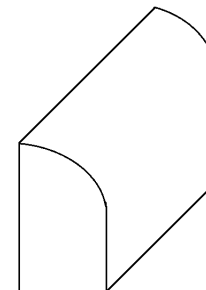
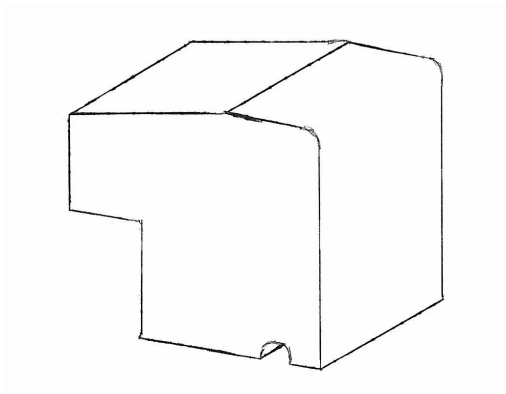
1 5/8" x 5 5/8"



SILL NOSE



SILL

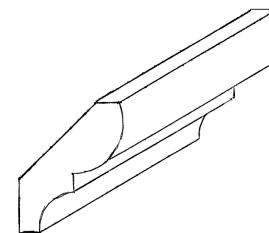


Shoe Base:

7/16"X3/4" PINE

7/16X3/4" CVG FIR

BED



In-Stock:

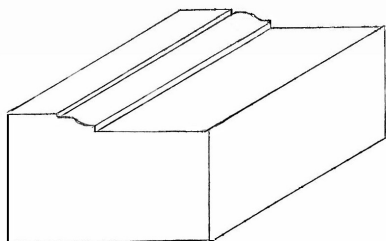
9/16"X1-3/4" PINE

9/16" X 2-1/4" PINE

3/4"X2" FIR HLC

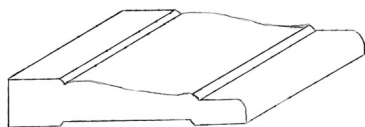


BRICKMOLD



2" X 1 1/4" F/J PRIMED


CASING



Colonial:
11/16" X 2 1/2"



SHIPLAP

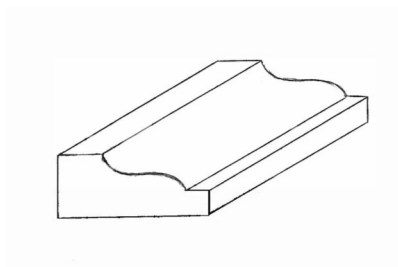


3/4" X 3 1/2" - 5 1/2" - 7 1/4" - 9 1/4"



PANELING AND SIDING

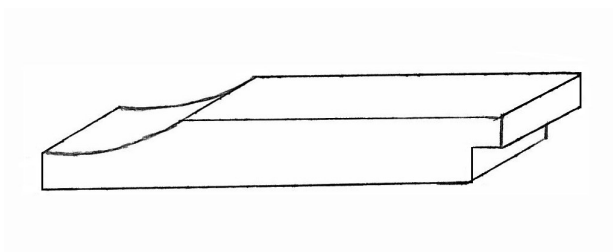
SHINGLE BAND



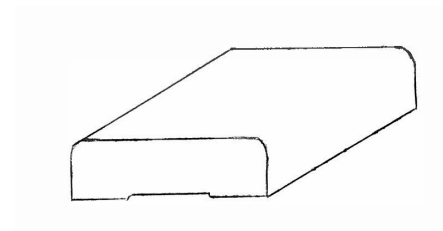
3/4" X 2 1/2"

DROP SIDING

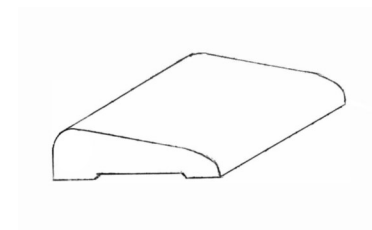
SHIPLAP



3/4" X 5 1/2" - 7 1/4" - 9 1/4"



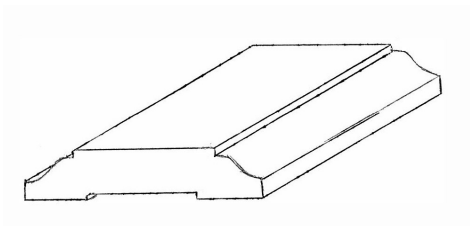
Flat:
9/16" X 2 1/2"



Ranch
11/16 X 2 1/4"

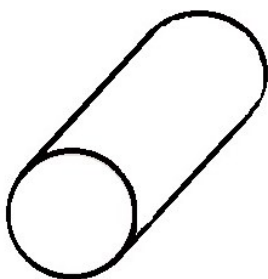


CHAIR RAIL



1 1/16" X 2 1/2"


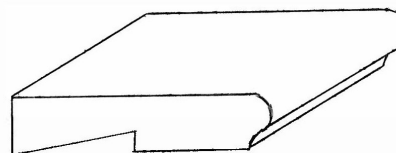
Closet Pole



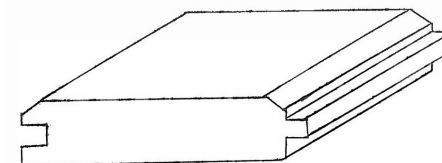
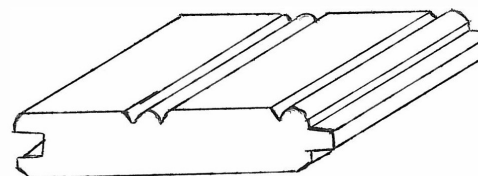
1 5/16" PINE



STOOLS



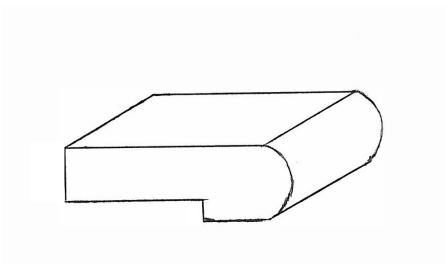
TONGUE AND GROOVE



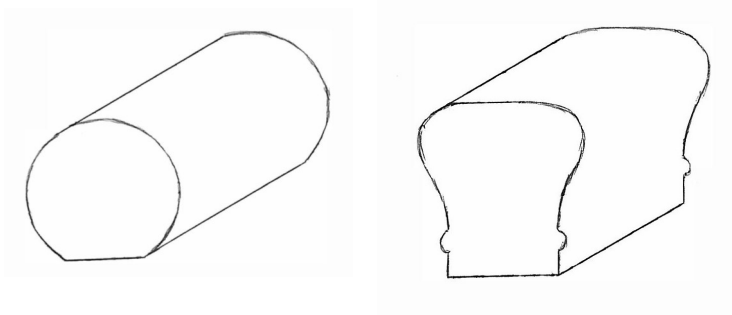
3/4" X 3 1/2" - 5 1/2" - 7" - 9"



STAIR NOSING



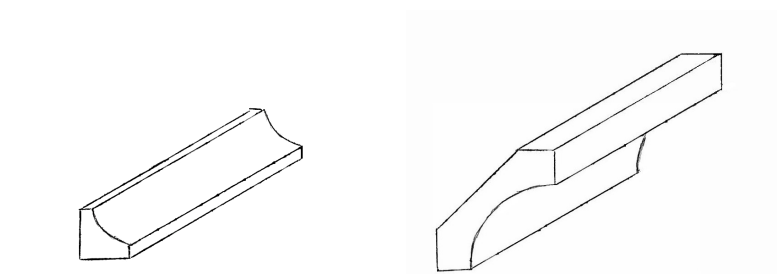
STAIR RAIL



1 1/2" X 1 11/16"



COVE



9/16" X 1 3/4" PINE

11/16" X 11/16" PINE (3/4)

11/16" X 2 1/4" PINE

11/16" X 2 3/4" PINE

1/2" CVG FIR

9/16 X 1 3/4" CVG FIR

5/8" X 5/8" CVG FIR

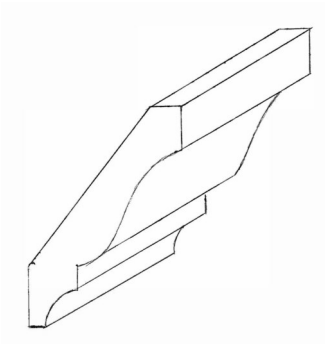
3/4" X 3/4" CVG FIR

5/8" X 5/8" CLEAR WR CEDAR

3/4" X 3/4" CLEAR WR CEDAR



CROWN

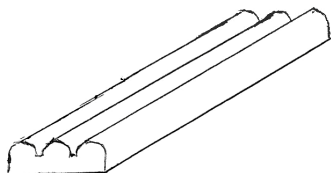


9/16" X 2 3/4"

9/16" X 3 5/8"

11/16" X 4 5/8"

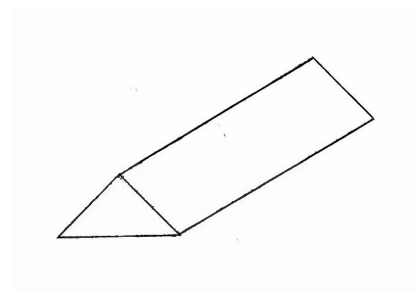
BEADED SCREEN



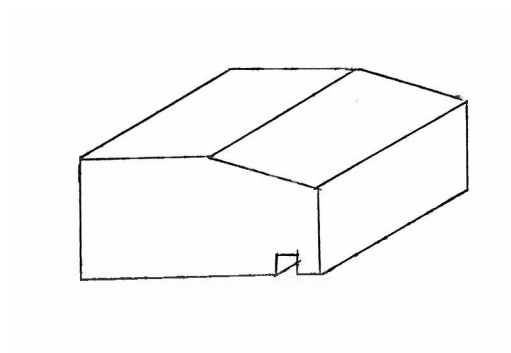
1/4" X 3/4"



CHAMFER



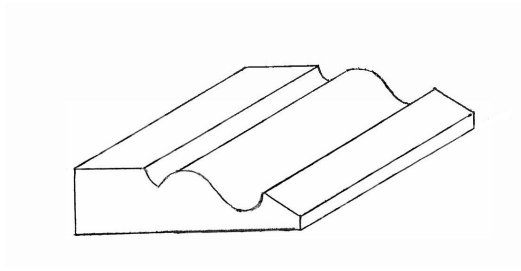
DRIP CAP





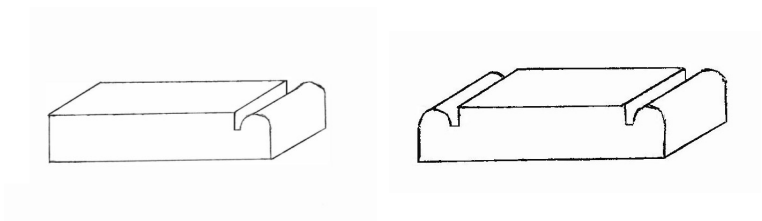
CUSTOM PROFILES

BACK MOLDING



5/8" X 1 5/8"

BEADED

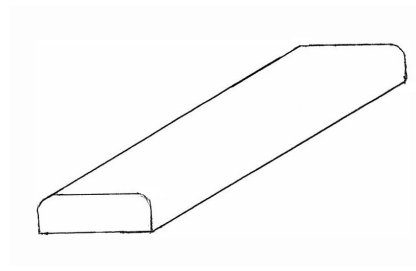


3/4" X Various Widths

5/8 "X Various Widths

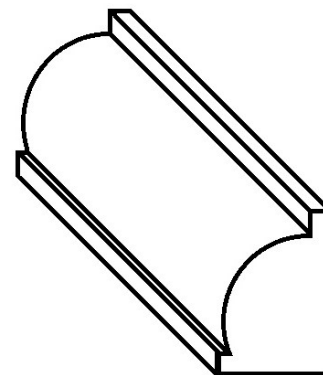


FLAT SCREEN



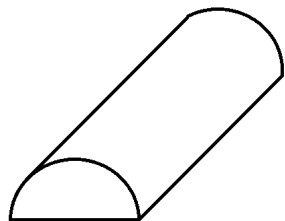
1/4" X 3/4"

GLASS/BEAD STOP





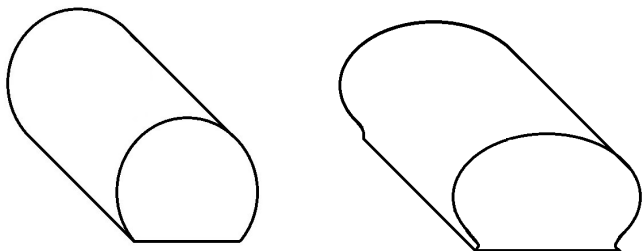
Half Round



1/2" X 1/4" MG FIR

1/2" X 1" CVG FIR

HANDRAIL

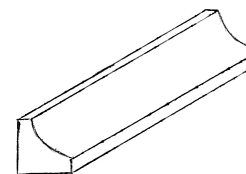


1 1/2" X 1 11/16" (ROUND)

1 1/2" X 1 11/16"



SCOTIA

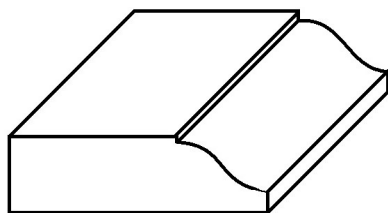


11/16" X 1 1/8"

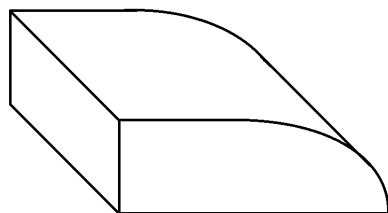
5/8" X 3/4"



STOP



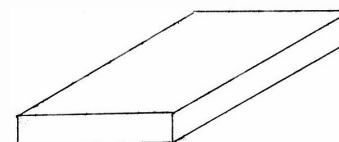
Colonial :
3/8" X 1 1/4"



Ranch Stop:
3/8" X 1 5/16"

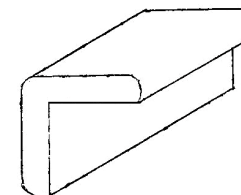


LATTICE



1 3/4" X 1/4" PINE
1 1/2" X 7/16" SPRUCE

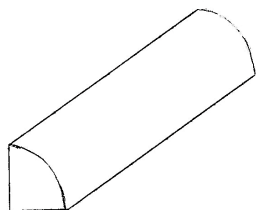
OUTSIDE CORNER



3/4" X 3/4" PINE
1 1/16" X 1 1/16" PINE
1 5/16" X 1 5/16" PINE
1 1/16" CL WR CEDAR
1 1/16" CVGFIR



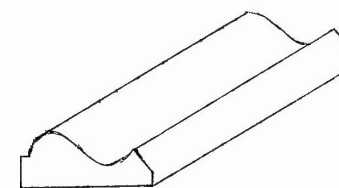
QUARTER ROUND



- 1/4" X 1/4" PINE
- 3/8" X 3/8" PINE
- 1/2" X 1/2" PINE
- 5/8" X 5/8" PINE
- 3/4" X 3/4" PINE
- 3/8" X 3/8" CVG FIR
- 1/2" X 1/2" CVG FIR
- 5/8" X 5/8" CVG FIR
- 3/4" X 3/4" CVG FIR
- 1/2" X 1/2" CEDAR
- 3/4" X 3/4" CEDAR

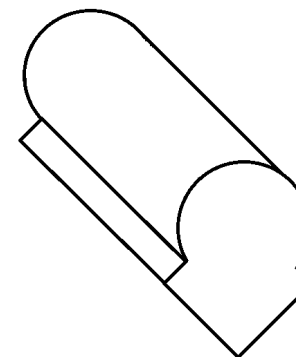


PANEL



- 3/8" X 1 3/4"
- 7/16" X 1 1/8"

PENCIL



- 5/8" X 5/8" CVG FIR